

**Connect-it - floor stands and trolleys**



# expanding display experiences

Modular floor stands and trolleys for small to extra large displays



# Connect-it floor

Vogel's Professional has expanded its popular Connect-it line with floor stands and trolley display solutions. That means you now can use Connect-it to create virtually any ceiling and floor solution imaginable.

## Flexible modular concept


Vogel's Connect-it floor solutions (floor stands and trolleys) is a uniquely flexible system. With only a few standard components, you can create a solution for almost any requirement. From a single display floor stand in a shop window, a back-to-back display set-up in an airport, to a movable video conferencing set-up for corporate use, the flexible Connect-it floor solutions line fits every situation. Connect-it floor solutions can accommodate displays from small to extra large, weighing up to 160 kg. Connect-it floor modules are available in black and silver to fit any interior décor.

## Key features

- Flexible modular system
- Multiple display mounting with standard components
- Modular display interface for a perfect fit
- CIS® easily accessible cable management system
- Limited components, unlimited possibilities

## Base options

For the floor stands you can choose between a floor plate or a floor mounting plate. If you want a mobile solution you choose the trolley frame. The length of the pole in combination with the weight of the display determines the size of the floor plate or trolley frame. For more information have a look at the overview on the back of the brochure.



## Poles


The poles are the connection between the floor base and display interface and are available in 3 different lengths, 150cm, 180cm and 200 cm. The poles are provided with a multiple cable management (CIS®) and can be combined with all Connect-it accessories. The PUC 27xx Series can only be used in combination with the floor solutions.





### Universal modular display interface

The modular display interface consists of two separate components: an interface bar and a set of two interface display strips. The interface bar is for the horizontal display fitment and the interface display strips are for the vertical fitment. This creates a custom fitment for any display.




### Interface bars


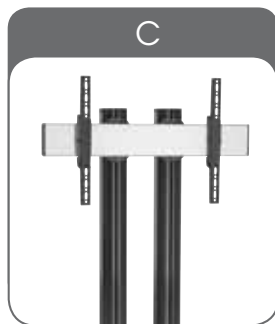


The horizontal fitment determines the length of the interface bar and is available in 5 different lengths from 290 to 1175 mm.

### Interface display strips

The vertical fitment determines the length of the 2 interface display strips and is available in 7 different lengths from 295 to 1130 mm.



# Limited components, unlimited possibilities



## A Accessories

Connect-it is designed for flexibility. The design of the pole allows to use the accessories for both floor and ceiling solutions.

## B Easy install

Due to the connecting plate the installation can easily be done by one person.

## C Modular display interface

Perfect fitment for any display.

## D Floor stand / Trolley

Flexibility is the key feature, create your own custom set-up. Different floor stands and trolley bases are available.

## E CIS<sup>®</sup> Cable Inlay System

All cables are nearly hidden and easy accessible. Special pre-cut holes allow cable guidance for any specific height.

## Floor bases

### Large: with one pole



**PFF 7060**  
Floor mounting plate  
●●



**PFF 7020**  
Floor plate large  
●●



**PFF 7040**  
Floor plate large,  
back to back  
●



**PFT 8520**  
Trolley frame large  
●●

### Extra large: with two poles



**PFF 7030**  
Floor plate extra large  
●●



**PFF 7050**  
Floor plate extra large,  
back to back  
●



**PFT 8530**  
Trolley frame extra large  
●●

## Poles

**PUC 2715**  
Pole 150 cm  
●●



**PUC 2718**  
Pole 180 cm  
●●



**PUC 2720**  
Pole 200 cm  
●●



## Connect-it accessories

To complete your installation the Connect-it Series offers a wide range of accessories. Thanks to the nut channel in the poles it makes it possible to use the accessories from any of our Connect-it product ranges. By its versatile use it is possible to create the best solution for any situation.



**PFA 9104**  
Bar coupler  
●



**PUA 9507**  
Accessory tray for PUC 25xx  
and PUC 27xx Series  
●●



**PFA 9112**  
Locking cabinet small  
●



**PFA 9113**  
Locking cabinet large  
●



**PFA 9110**  
Camera / loudspeaker holder  
●



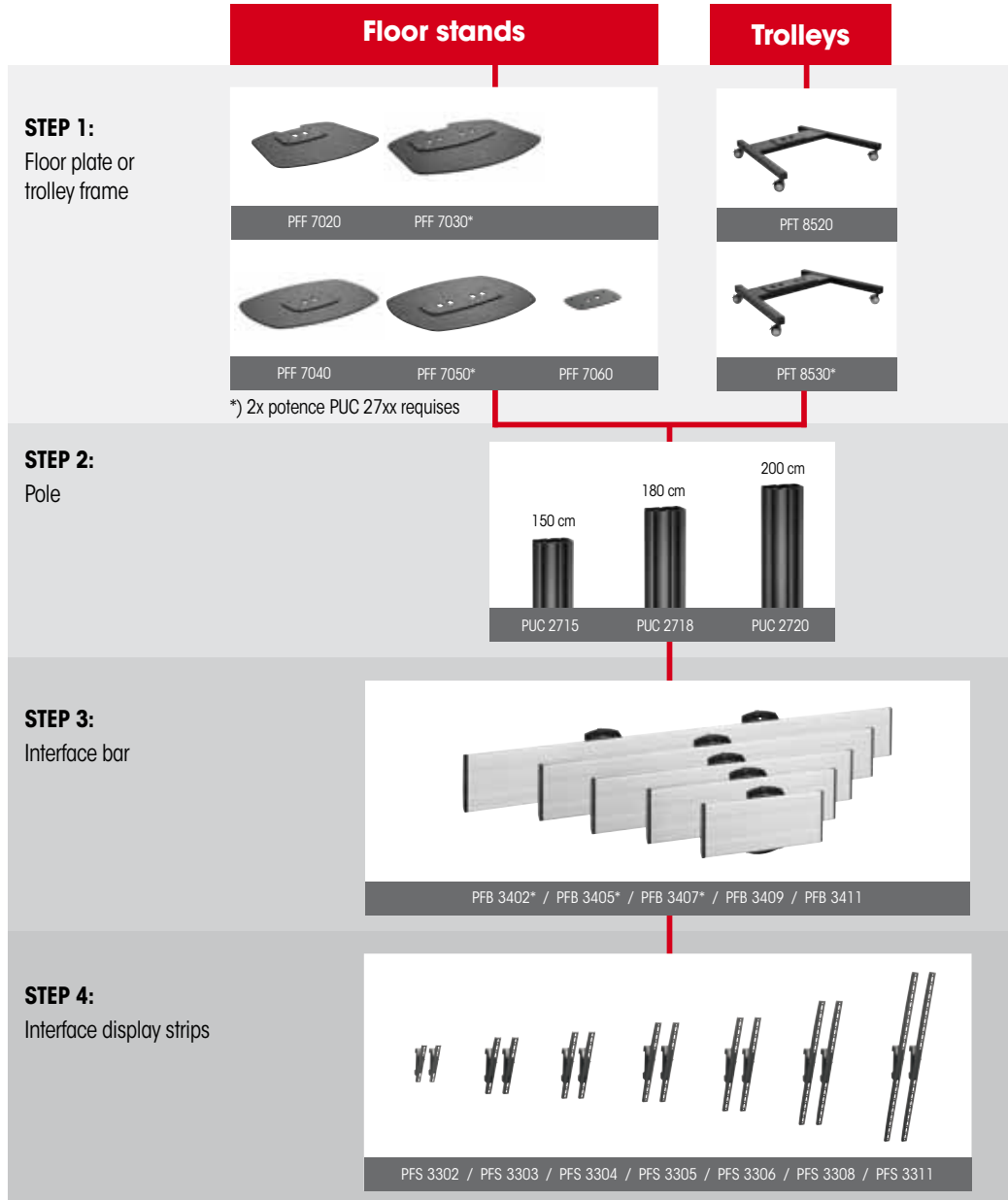
**PFA 9111**  
Video conferencing  
loudspeaker  
●



**PFA 9115 / 9116**  
Back covers  
●



**PFA 9114**  
Wheels heavy duty  
●



### How to choose the correct floor solution?

1. Choose floor stand or trolley
2. Choose length of the pole (1,5 - 1,8 or 2,0 meters)
3. Look for the weight of the display
4. Length of the pole in combination with the weight of the display determines the size of the foot plate or frame with wheels

		Floor stands					Trolleys	
		PFF 7020	PFF 7030	PFF 7040	PFF 7050	PFF 7060	PFT 8520	PFT 8530
<b>Poles</b>	<b>Length</b>							
				back-to-back		floor mounting		
<b>PUC 2715</b>	<b>1,5 m</b>	105 kg	160 kg	2x 80 kg	2x 100 kg	150 kg	105 kg	160 kg
<b>PUC 2718</b>	<b>1,8 m</b>	80 kg	160 kg	2x 60 kg	2x 80 kg	150 kg	80 kg	160 kg
<b>PUC 2720</b>	<b>2,0 m</b>	60 kg	120 kg	2x 40 kg	2x 65 kg	150 kg	60 kg	150 kg



Connect-it floor movie

