

UCL-L product information sheet

Product Specifications

Fits most: 37" - 52" flat panels

Supports up to: 125 lbs (56.7 kg)

Tilt: -5° to +15°

Mounting profile: 4.7" (119mm)*

Maximum extension: 26.8" (681mm)*

Universal & VESA Compliant:

100x100 to 600x800

Mounting: Double-stud and solid wall

Warranty: 5 years

Color: Black

*Adapter adds 1.4" (36mm)

Product Benefits

- Tilt, pan and swivel for maximum viewing flexibility
- Die-cast aluminum construction for maximum support in a lightweight mount
- I-beam arm design for added strength
- Includes universal adapter for greater panel compatibility
- Innovative 4-link tilt mechanism for smooth, effortless movement
- Double-capacity cable management system guides wires
- Rack and pinion mechanism for easy self-centering
- Built-in screen leveling
- Lift n' Lock™ allows you to easily attach your flat panel to the mount
- Sliding lateral on-wall adjustment
- Wall plate equipped with dual gang J-Box cutouts
- Locking system secures panel to mount
- Rotate for portrait or landscape orientation
- Installation template for simple and accurate mounting
- Includes complete hardware kit



A double-capacity cable management system is seamlessly integrated into the UCL-L, allowing for twice as many cables to be neatly tucked away within the arm's housing

Series



CL-S



CL-M



UCL-L



UCL-X




OmniMount, an innovator of A/V mounts and furniture for more than a quarter century, is the choice of professional installers and the brand most recommended by flat panel manufacturers. The popular Architectural Series is a full line of full motion mounts with innovation, durability and maximum functionality built right in. The UCL-L is ideal for anyone requiring a large universal heavy-duty full motion mount with advanced features.



UCL-L technical data sheet



OmniMount, an innovator of A/V mounts and furniture for more than a quarter century, is the choice of professional installers and the brand most recommended by flat panel manufacturers. The popular Architectural Series is a full line of full motion mounts with innovation, durability and maximum functionality built right in. The UCL-L is ideal for anyone requiring a large universal heavy-duty full motion mount with advanced features.



Product Specifications

Fits most: 37" - 52" flat panels

Supports up to: 125 lbs (56.7 kg)

Tilt: -5° to +15°

Mounting profile: 4.7" (119mm)*

Maximum extension: 26.8" (681mm)*

Universal & VESA Compliant:

100x100 to 600x800

Mounting: Double-stud and solid wall

Warranty: 5 years

Color: Black

*Adapter adds 1.4" (36mm)

Product Benefits

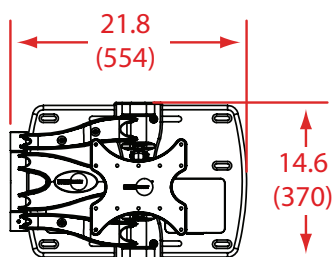
- Tilt, pan and swivel for maximum viewing flexibility
- Die-cast aluminum construction for maximum support in a lightweight mount
- I-beam arm design for added strength
- Includes universal adapter for greater panel compatibility
- Innovative 4-link tilt mechanism for smooth, effortless movement
- Double-capacity cable management system guides wires
- Rack and pinion mechanism for easy self-centering
- Built-in screen leveling
- Lift n' Lock™ allows you to easily attach your flat panel to the mount
- Sliding lateral on-wall adjustment
- Wall plate equipped with dual gang J-Box cutouts
- Locking system secures panel to mount
- Rotate for portrait or landscape orientation
- Installation template for simple and accurate mounting
- Includes complete hardware kit

	Color	Stock Code	Packaging UPC
Americas	Black	1003076-1	728901016967
International	Black	1002991-1	728901017322

	Dimensions WxDxH Inches (mm)	Wt lbs (kg)	Qty
Box	16.9 x 37 x 7.7 (430x940x195)	38.6 (17.5)	NA
MC	NA	NA	NA

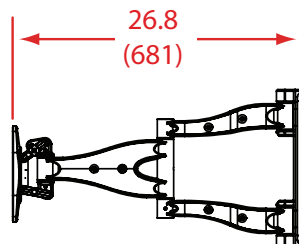
Box Contents	Qty
Wall plate	1
Full motion arm	1
Universal adapter	1
VESA plate	1
Cable management cover	4

Box Contents	Qty
Complete mount installation hardware kit	1
Complete panel attachment hardware kit	1
Installation template	1
Instruction manual	1
Flat panel compatibility chart	1

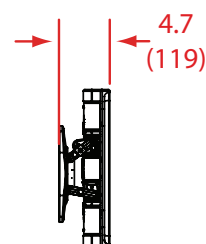


FRONT VIEW

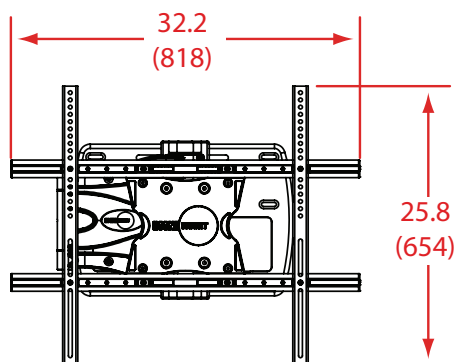
-5° to +15°



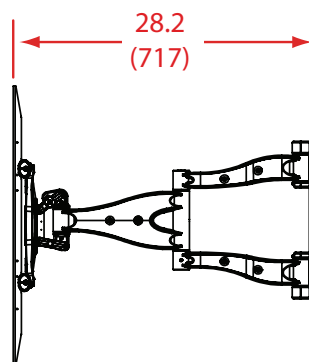
MAXIMUM EXTENSION



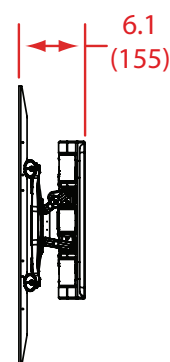
MOUNTING PROFILE



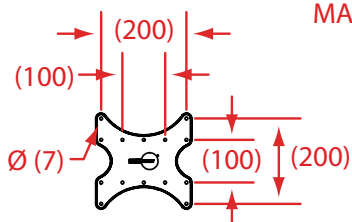
FRONT VIEW
WITH ADAPTERS



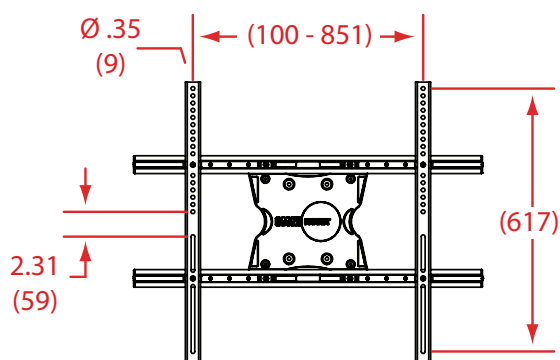
MAXIMUM EXTENSION
WITH ADAPTERS



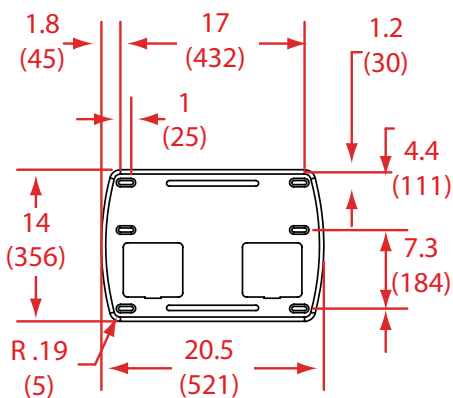
MOUNTING PROFILE
WITH ADAPTERS



PANEL ATTACHMENT -
VESA COMPATABILITY (mm)



PANEL ATTACHMENT -
VESA COMPATABILITY (mm)
WITH ADAPTERS



WALL MOUNTING

inches (mm)